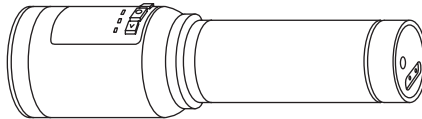




ICI

INFRARED CAMERAS INC

TDL 220 QUICK START GUIDE



ICI cameras fall under US Federal Law and Export Control.

2105 W. Cardinal Dr. Beaumont, TX 77705
Phone: (409) 861-0788
Toll Free: (866) 861-0788
infraredcameras.com
support@infraredcameras.com
We Are IR™

©Copyright 2022, Infrared Cameras, Inc. - All rights reserved. The contents of this document may not be reproduced in whole or in parts without the written consent of the copyright owner.

Printed in the United States of America.

2105 W. Cardinal Dr.
Beaumont, TX 77705
(866) 861-0788
www.infraredcameras.com

Revision: 09.2022-002

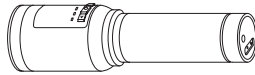
THE MANUFACTURER RESERVES THE RIGHT TO ALTER THE SPECIFICATIONS OF THE PRODUCT WITHOUT PRIOR NOTIFICATION. THE MANUFACTURER ALLOWS HIMSELF THE RIGHT TO MODIFY WITHOUT ANY PRELIMINARY OPINION THE TECHNICAL SPECIFICATIONS OF THE PRODUCT. THIS MANUAL MAY CONTAIN TECHNICAL INACCURACIES OR TYPOGRAPHICAL ERRORS.

NOTICE ALL STATEMENTS, INFORMATION, AND RECOMMENDATIONS IN THIS MANUAL ARE BELIEVED TO BE ACCURATE BUT ARE PRESENTED WITHOUT WARRANTY OF ANY KIND. NOTWITHSTANDING ANY OTHER WARRANTY HEREIN, ALL DOCUMENT FILES AND SOFTWARE ARE PROVIDED "AS IS" WITH ALL FAULTS. ICI DISCLAIMS ALL WARRANTIES, EXPRESSED OR IMPLIED, INCLUDING, WITHOUT LIMITATION, THOSE OF MERCHANTABILITY, FITNESS FOR A PARTICULAR PURPOSE AND NONINFRINGEMENT OR ARISING FROM A COURSE OF DEALING, USAGE, OR TRADE PRACTICE.

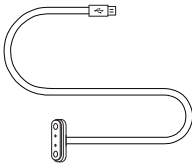
THE SOFTWARE LICENSE AND LIMITED WARRANTY FOR THE ACCOMPANYING PRODUCT ARE SET FORTH IN THE INFORMATION PACKET THAT SHIPPED WITH THE PRODUCT AND ARE INCORPORATED HEREIN BY THIS REFERENCE. IF YOU ARE UNABLE TO LOCATE THE SOFTWARE LICENSE OR LIMITED WARRANTY, CONTACT YOUR ICI REPRESENTATIVE FOR A COPY.

IN NO EVENT SHALL ICI BE LIABLE FOR ANY INDIRECT, SPECIAL, CONSEQUENTIAL, OR INCIDENTAL DAMAGES, INCLUDING, WITHOUT LIMITATION, LOST PROFITS OR LOSS OR DAMAGE TO DATA ARISING OUT OF THE USE OR INABILITY TO USE THIS MANUAL, EVEN IF ICI HAS BEEN ADVISED OF THE POSSIBILITY OF SUCH DAMAGES.

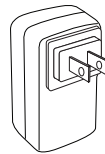
Package Includes



TDL 220 Device



Charging Cable



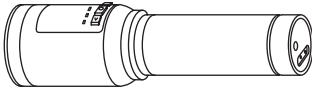
Power Adapter

ENSURE ALL SYSTEM EQUIPMENT AND COMPONENT ITEMS ARE PRESENT BEFORE BEGINNING INSTALLATION

Set Up

A.

The camera is used as a handheld device.



B.

Power on device.



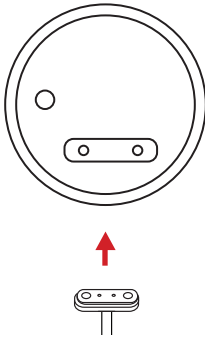
TURN ON THE DEVICE BY PRESSING AND HOLDING THE POWER BUTTON UNTIL YOU FEEL THE VIBRATION; THEN, RELEASE THE POWER BUTTON.

TO POWER OFF THE DEVICE, FIRST DOUBLE-CLICK THE POWER BUTTON TO ENTER STANDBY MODE; THEN, PRESS AND HOLD THE POWER BUTTON FOR 3 SECONDS.

Charging Instructions

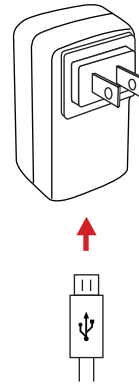
A.

Align the metal prongs of the charging cable with the bottom of the device; then, touch the cable to the device. Magnets will hold the charging cable in place.



B.

Plug the USB end of the charging cable into the bottom of the power adapter.



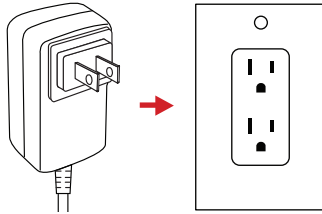
IF THE CHARGING CABLE DOES NOT ATTACH TO THE DEVICE EASILY THE MAGNETS ARE NOT ALIGNED PROPERLY. INVERT THE MAGNET ALIGNMENT AND TRY AGAIN.

WHEN THE CHARGING CABLE IS NOT PLACED ON THE MAGNETIC CHARGING SLOT CORRECTING THE DEVICE WILL NOT CHARGE. THE LIGHT FLASHES RED WHEN THE CABLE IS PLACED CORRECTLY AND THE DEVICE IS CHARGING. WHEN THE BATTERY IS FULLY CHARGED THE LIGHT TURNS GREEN. A BATTERY ICON SHOWS THE LEVEL OF CHARGE ON SCREEN.

CHARGE THE BATTERY FOR A MINIMUM OF 3 HOURS BEFORE USING THE DEVICE.

C.

Plug power adapter into a 110/120V electrical outlet.



ENSURE THE IMAGER IS NEAR ROOM TEMPERATURE BEFORE CHARGING THE DEVICE. DO NOT CHARGE IN EXTREMELY HOT OR COLD AREAS. THE BATTERY CAPACITY MAY BE DECREASED IF CHARGED IN AN EXTREME TEMPERATURE ENVIRONMENT.

IF YOU DO NOT USE THE IMAGER FOR A LONG PERIOD OF TIME, PUT THE DEVICE IN A COOL AND DRY ENVIRONMENT. THE BATTERY WILL DISCHARGE OVER TIME; THEREFORE, THE IMAGER SHOULD BE CHARGED OCCASIONALLY TO PREVENT DAMAGE TO THE BATTERY OR THE DEVICE.

About ICI / Contact

Infrared Cameras, Inc.
2105 W. Cardinal Dr.
Beaumont, TX 77705

Phone: (409) 861-0788 | Toll Free: (866) 861-0788 | International: (409) 861-0788

General Inquiry: support@infraredcameras.com

Website: www.infraredcameras.com

You may reach a representative by phone or email Mon – Fri 8:00AM – 5:00PM CST.

ICI manufactures complete systems and software. We can provide complete engineering, software, and OEM solutions. Our Fortune 500 clients rely on us for infrared equipment and thermography training (which we offer through the Infrared Training Institute).

In addition to providing custom germanium, silica, and sapphire optics, we also build windows for enclosures, as well as custom pan and tilt units. We can even provide customizable explosion-proof systems.

Our knowledge and experience stems from years of using infrared imaging and temperature measurement instruments to provide solutions to: managers, engineers, scientists, inspectors and operators in space, power companies, medical, pulp and paper, food industry, research and development, and various process industries. You can see our products and services used in industrial, commercial, and government applications worldwide. Originally named Texas Infrared (still DBA), Infrared Cameras, Inc. has been in business since March, 1995.

Thank you for your dedicated and continued support.